



- 9.5-ounce, 50/50 cotton/poly NuBlend® pill-resistant fleece
- High-stitch density for a smooth-printing canvas
- Double-ply hood with grommets and matching tipped and knotted drawcord
- 1x1 rib knit cuffs and waistband with spandex
- Front pouch pocket
- Coverseamed neck, armholes and waistband
- Ash (formerly Birch)
- Double needle coverseam on neck, armholes, and waistband

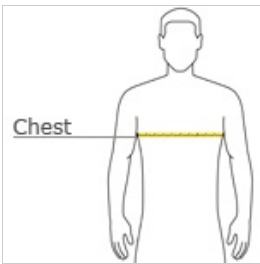


front



back

HOW TO MEASURE











CHEST
 With arms down at sides, measure around the upper body, under arms and over the fullest part of the chest.

SIZE CHART

	S	M	L	XL	2XL	3XL
Chest	34-36	38-40	42-44	46-48	50-52	54-56

COLOR INFORMATION

							
Ash PMS HEATHERED	Black PMS PROCESS BLACK C	Forest Green PMS 560 C	Maroon PMS 229 C	Navy PMS 296 C	Oxford PMS 7539 C	Royal PMS 287 C	True Red PMS 187 C

*Not all sizes are available in every color.